

SA - Studs

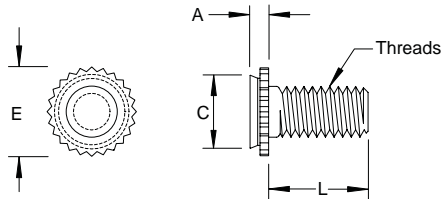
Self-Clinching, Concealed-Head

Inch

Sample Part Number

SASS - 440 - .075 - .375 - P

Series/ Material	Thread Code	Blind Hole Depth	Length Finish

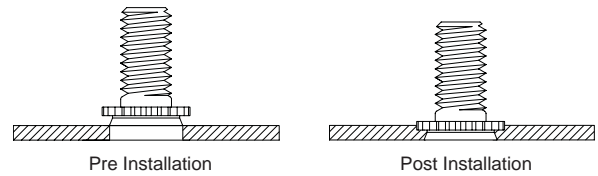


Thread	Thread Code	Sheet Thickness MIN	Blind Mounting Hole Diameter +.003/-0.000	Blind Hole Depth MIN	A MAX	E ±.010	C MAX	Dist. Hold C/L To Edge MIN	Hole in Attached Parts MAX
4 - 40	440	.062	.172	.043	.043	.205	.171	.156	.135
		.093		.075	.075				
6 - 32	632	.062	.213	.043	.043	.250	.212	.188	.160
		.093		.075	.075				
8 - 32	832	.062	.290	.043	.043	.328	.289	.219	.185
		.093		.075	.075				
10 - 32	1032	.062	.312	.043	.043	.350	.311	.250	.210
		.093		.075	.075				

Material	Description	Finish	Description
ST	Carbon Steel	Z	Zinc Clear
SS	300 Series Stainless Steel	P	Passivate
S4	400 Series Stainless Steel	P	Passivate
AL	Aluminum	PLN	Plain

Custom sizes available.

(L) Length ±.015					
.250	.375	.500	.625	.750	1.00



All Dimensions are in Inches

SA - Studs

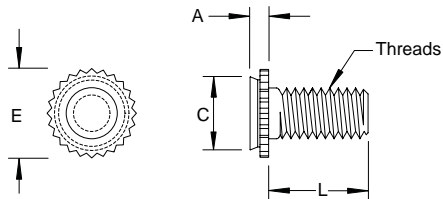
Self-Clinching, Concealed-Head

Metric

Sample Part Number

SASS - M4 - 1.91 - 20 - P

Series/ Material	Thread Code	Blind Hole Depth	Length Finish

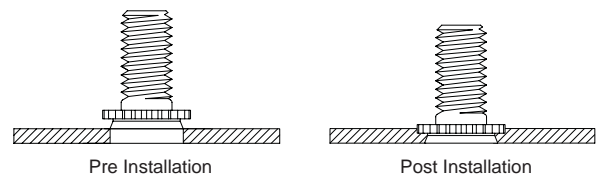


Thread	Thread Code	Sheet Thickness MIN	Blind Mounting Hole Diameter +0.08/-0.00	Blind Hole Depth MIN	A MAX	E ±.25	C MAX	Dist. Hold C/L To Edge MIN	Hole in Attached Parts MAX
M3 x 0.5	M3	1.6	4.37	1.1	1.1	5.21	4.35	4	3.6
		2.4		1.91	1.91				
M4 x 0.7	M4	1.6	7.37	1.1	1.1	8.33	7.35	5.6	4.6
		2.4		1.91	1.91				
M5 x 0.8	M5	1.6	7.93	1.1	1.1	8.89	7.9	6.4	5.6
		2.4		1.91	1.91				

Material	Description	Finish	Description
ST	Carbon Steel	Z	Zinc Clear
SS	300 Series Stainless Steel	P	Passivate
S4	400 Series Stainless Steel	P	Passivate
AL	Aluminum	PLN	Plain

Custom sizes available.

(L) Length (mm) ±0.4						
6	8	10	12	16	20	25



All Dimensions are in Metric