

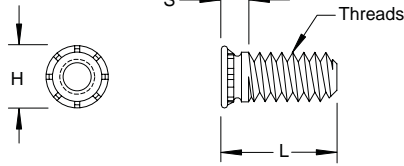
SE - Studs

Self-Clinching, Flush Head, Low Displacement
Inch

Sample Part Number

SESS - 440 - .500 - P

Series/ Thread Length Finish
Material Code

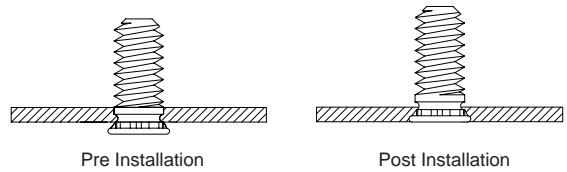


Thread	Thread Code	Sheet Thickness MIN	Hole Size in Sheet +.003/- .000	Hole in Attached Parts MAX	H $\pm .015$	S MAX	Dist. Hole C/L to Edge MIN
2 - 56	256	.040	.085	.100	.112	.080	.098
4 - 40	440	.040	.111	.125	.138	.085	.124
6 - 32	632	.040	.137	.150	.164	.090	.150
8 - 32	832	.040	.163	.180	.190	.090	.176
10 - 32	1032	.040	.189	.205	.225	.100	.210

Material	Description	Finish	Description
ST	Carbon Steel	Z	Zinc Clear
SS	300 Series Stainless Steel	P	Passivate
S4	400 Series Stainless Steel	P	Passivate

Custom sizes available.

(L) Length $\pm .015$									
.250	.312	.375	.500	.625	.750	.875	1.00	1.25	1.50



All Dimensions are in Inches

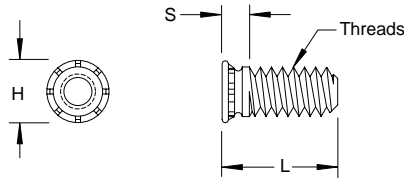
SE - Studs

Self-Clinching, Flush Head, Low Displacement
Metric

Sample Part Number

SESS - M4 - 20 - P

Series/ Thread Length Finish
Material Code

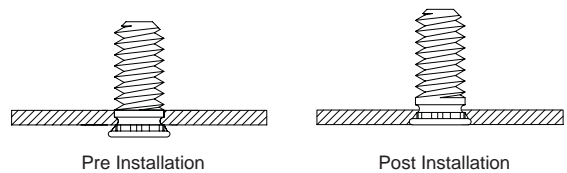


Thread	Thread Code	Sheet Thickness MIN	Hole Size in Sheet +0.08	Hole in Attached Parts MAX	H ± 0.4	S MAX	Dist. Hole C/L to Edge MIN
M2.5 x 0.45	M2.5	1	2.5	2.9	3.15	2.1	2.8
M3 x 0.5	M3	1	3	3.4	3.65	2.1	3.3
M3.5 x 0.6	M3.5	1	3.5	3.9	4.15	2.3	3.8
M4 x 0.7	M4	1	4	4.4	4.65	2.4	4.3
M5 x 0.8	M5	1	5	5.4	5.9	2.7	5.6

Material	Description	Finish	Description
ST	Carbon Steel	Z	Zinc Clear
SS	300 Series Stainless Steel	P	Passivate
S4	400 Series Stainless Steel	P	Passivate

Custom sizes available.

(L) Length (mm) ± 0.4									
6	8	10	12	15	18	20	25	30	35



All Dimensions are in Metric