

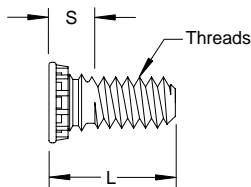
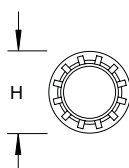
## SB - Studs

### Self-Clinching, Flush-Head

Inch

Sample Part Number

SBST - 632 - 1.25 - Z  
 Series/ Thread Length Finish  
 Material Code

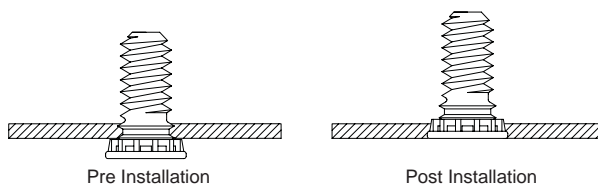


Thread	Thread Code	Sheet Thickness MIN	Hole Size in Sheet +.003/- .000	Hole in Attached Parts MAX	H ±.015	S MAX	Dist. Hole C/L to Edge MIN
2 - 56	256	.040	.085	.105	.144	.075	.187
4 - 40	440	.040	.111	.135	.176	.085	.219
6 - 32	632	.040	.137	.160	.206	.090	.250
8 - 32	832	.040	.163	.185	.237	.090	.281
10 - 24	1024	.040	.189	.210	.256	.100	.281
10 - 32	1032	.040	.189	.210	.256	.100	.281
1/4 - 20	0420	.062	.249	.270	.337	.135	.312
5/16 - 18	0518	.093	.311	.333	.376	.160	.375

Material	Description	Finish	Description
ST	Carbon Steel	Z	Zinc Clear
SS	300 Series Stainless Steel	P	Passivate
S4	400 Series Stainless Steel	P	Passivate
AL	Aluminum	PLN	Plain

Custom sizes available.

(L) Length ±.015									
.250	.312	.375	.500	.625	.750	.875	1.00	1.25	1.50



All Dimensions are in Inches

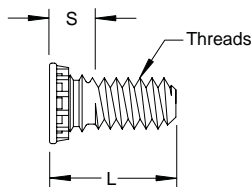
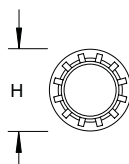
## SB - Studs

### Self-Clinching, Flush-Head

Metric

Sample Part Number

SBST - M4 - 12 - Z  
 Series/ Thread Length Finish  
 Material Code

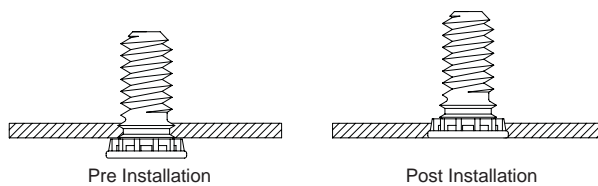


Thread	Thread Code	Sheet Thickness MIN	Hole Size in Sheet +0.08/-0.00	Hole in Attached Parts MAX	H ±0.4	S MAX	Dist. Hole C/L to Edge MIN
M2.5 x 0.45	M2.5	1	2.5	3.1	4.1	1.95	5.4
M3 x 0.5	M3	1	3	3.6	4.6	2.1	5.6
M3.5 x 0.6	M3.5	1	3.5	4.1	5.3	2.25	6.4
M4 x 0.7	M4	1	4	4.6	5.9	2.4	7.2
M5 x 0.8	M5	1	5	5.6	6.5	2.7	7.2
M6 x 1	M6	1.6	6	6.6	8.2	3	7.9
M8 x 1.25	M8	2.4	8	8.6	9.6	3.7	9.6

Material	Description	Finish	Description
ST	Carbon Steel	Z	Zinc Clear
SS	300 Series Stainless Steel	P	Passivate
S4	400 Series Stainless Steel	P	Passivate
AL	Aluminum	PLN	Plain

Custom sizes available.

(L) Length (mm) ±0.4									
6	8	10	12	15	18	20	25	30	35



All Dimensions are in Metric