

## NCP - Nuts

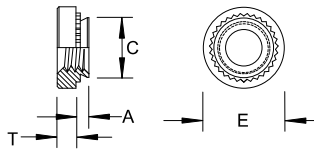
Self-Clinching, For Stainless Steel

Inch

Sample Part Number

NCPS4 - 440 - .038 - P

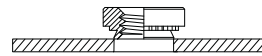
Series/ Material	Thread Code	Shank Code	Finish



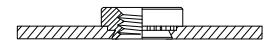
Thread	Thread Code	A Shank MAX	Sheet Thickness	Hole Size in Sheet +.003/-0.000	C MAX	E ±.010	T ±.010	Dist. Hole C/L to Edge MIN
4 - 40	440	.030	.030 - .039	.166	.165	.25	.07	.19
		.038	.040 - .055					
		.054	.056 MIN					
6 - 32	632	.030	.030 - .039	.1875	.187	.28	.07	.22
		.038	.040 - .055					
		.054	.056 MIN					
8 - 32	832	.030	.030 - .039	.213	.212	.31	.09	.27
		.038	.040 - .055					
		.054	.056 MIN					
10 - 32	1032	.030	.030 - .039	.250	.249	.34	.09	.28
		.038	.040 - .055					
		.054	.056 MIN					
1/4 - 20	2520	.054	.056 MIN	.344	.343	.44	.17	.34

Material	Description	Finish	Description
S4	400 Series Stainless Steel	P	Passivate

Custom sizes available.



Pre Installation



Post Installation

Revd. 06/1/11 All Dimensions are in Inches

## NCP - Nuts

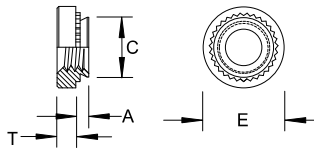
Self-Clinching, For Stainless Steel

Metric

Sample Part Number

NCPS4 - M3 - 0.97 - P

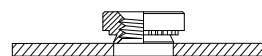
Series/ Material	Thread Code	Shank Code	Finish



Thread	Thread Code	A Shank MAX	Sheet Thickness	Hole Size in Sheet +0.08	C Shank Diameter MAX	E ±0.25	T ±0.25	Dist. Hole C/L to Edge MIN
M3 x 0.5	M3	0.77	0.8 - 1	4.25	4.22	6.3	1.5	4.8
		0.97	1.01 - 1.39					
		1.38	1.4 MIN					
M4 x 0.7	M4	0.77	0.8 - 1	5.4	5.38	7.9	2	6.9
		0.97	1.01 - 1.39					
		1.38	1.4 MIN					
M5 x 0.8	M5	0.77	0.8 - 1	6.4	6.38	8.7	2	7.1
		0.97	1.01 - 1.39					
		1.38	1.4 MIN					
M6 x 1	M6	1.38	1.4 MIN	8.75	8.72	11.1	4.1	8.6

Material	Description	Finish	Description
S4	400 Series Stainless Steel	P	Passivate

Custom sizes available.



Pre Installation



Post Installation

32

All Dimensions are in Metric