

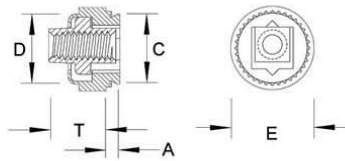
NAL - Nuts

Self-Clinching, Floating, Locking
Inch

Sample Part Number

NALST - 440 - .038 - Z

Series/ Thread Shank Finish
Material Code



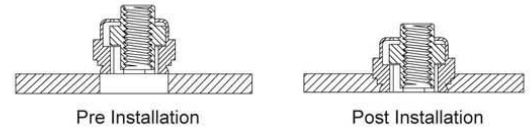
Thread	Thread Code	A Shank MAX	Sheet Thickness MIN	Hole Size in Sheet +.003/-.000	C MAX	D MAX	E ±.015	T MAX	Dist. Hole C/L to Edge MIN
4 - 40	440	.038	.040	.290	.289	.290	.36	.19	.30
		.054	.056						
6 - 32	632	.038	.040	.328	.327	.335	.39	.20	.32
		.054	.056						
8 - 32	832	.038	.040	.368	.367	.365	.44	.21	.34
		.054	.056						
10 - 24	1024	.038	.040	.406	.405	.405	.47	.27	.36
		.054	.056						
10 - 32	1032	.038	.040	.406	.405	.405	.47	.27	.36
		.054	.056						
1/4 - 20	0420	.054	.056	.515	.514	.510	.60	.31	.42
1/4 - 28	0428	.054	.056	.515	.514	.510	.60	.31	.42

Custom sizes available.

Material	Description	Finish	Description
ST *	Carbon Steel *	DF *	Black Dry Film Lubricant *
SS	300 Series Stainless Steel	DF	Black Dry Film Lubricant

*The Retainer is Heat Treated Carbon Steel

All Dimensions are in Inches



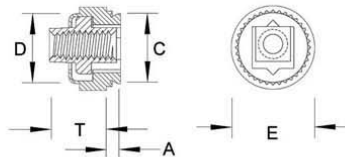
NAL - Nuts

Self-Clinching, Floating, Locking
Metric

Sample Part Number

NALST - M3 - 0.97 - Z

Series/ Thread Shank Finish
Material Code



Thread	Thread Code	A Shank MAX	Sheet Thickness MIN	Hole Size in Sheet +0.08	C MAX	D MAX	E ±0.4	T MAX	Dist. Hole C/L to Edge MIN
M3 x 0.5	M3	0.97	1	7.37	7.35	7.37	9.14	4.83	7.62
		1.38	1.4						
M4 x 0.7	M4	0.97	1	9.35	9.33	9.28	11.18	5.34	8.64
		1.38	1.4						
M5 x 0.8	M5	0.97	1	10.31	10.29	10.29	11.94	6.86	9.14
		1.38	1.4						
M6 x 1	M6	1.38	1.4	13.08	13.06	12.96	15.24	7.88	10.67

Custom sizes available.

Material	Description	Finish	Description
ST *	Carbon Steel *	DF *	Black Dry Film Lubricant *
SS	300 Series Stainless Steel	DF	Black Dry Film Lubricant

*The Retainer is Heat Treated Carbon Steel

All Dimensions are in Metric

