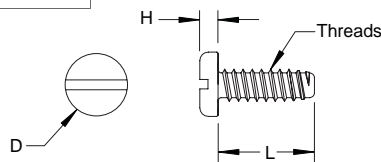


Sheet Metal Screw, Thread Forming

Slotted Pan Head
Inch - Type B

Sample Part Number

#6 - 20 x 3/4 SL - PN - B - STL - Z
Thread Length Drive Series Material Finish



Thread	H Height	D Head Diameter
2 - 32	.053 / .045	.167 / .155
4 - 24	.068 / .058	.219 / .205
6 - 20	.082 / .072	.270 / .256
8 - 18	.096 / .085	.322 / .306
10 - 16	.110 / .099	.373 / .357
1/4 - 14	.144 / .130	.492 / .473

Custom sizes available.

Length	L
3/16	.187 / .167
1/4	.250 / .230
5/16	.313 / .293
3/8	.375 / .355
7/16	.438 / .418
1/2	.500 / .480
9/16	.563 / .533
5/8	.625 / .595
3/4	.750 / .720
7/8	.875 / .845
1	1.000 / .970
1.25	1.250 / 1.190
1.5	1.500 / 1.440
1.75	1.750 / 1.690
2	2.000 / 1.940

Material	Description
STL	Low Carbon Steel
SS	18 - 8 Stainless Steel

Finish	Description
Z - BLK	Zinc Black
Z	Zinc Clear

Other finishes available.

Drive	Description
 SL	Slotted

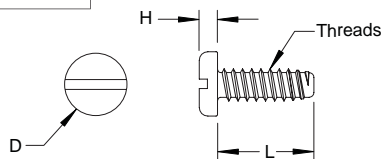
Sheet Metal Screw, Thread Forming

Slotted Pan Head
Metric - Type B

Sample Part Number

M2.2 x 4.5MM SL - PN - B - STL - Z
Thread Length Drive Series Material Finish

ISO 1481



Thread	H Height	D Head Diameter
M2.2 x 0.8	1.3 / 1.1	4 / 3.7
M2.9 x 1	1.8 / 1.6	5.6 / 5.3
M3.5 x 1.3	2.1 / 1.9	7 / 6.6
M4.2 x 1.4	2.4 / 2.2	8 / 7.6
M4.8 x 1.6	3 / 2.7	9.5 / 9.1
M5.5 x 1.8	3.2 / 2.9	11 / 10.6
M6.3 x 1.8	3.6 / 3.3	12 / 11.6
M8 x 2.1	4.8 / 4.5	16 / 15.6
M9.5 x 2.1	6 / 5.7	20 / 19.5


Custom sizes available.

Length	L
4.5	5.3 / 3.7
6.5	7.3 / 5.7
9.5	10.3 / 8.7
13	13.8 / 12.2
16	16.8 / 15.2
19	19.8 / 18.2
22	22.8 / 21.2
25	25.8 / 24.2
32	33.3 / 30.7
38	39.3 / 36.7
45	46.3 / 43.7
50	51.3 / 48.7

Material	Description
STL	Low Carbon Steel
SS	18 - 8 Stainless Steel

Finish	Description
Z - BLK	Zinc Black
Z	Zinc Clear

Other finishes available.

Drive	Description
 SL	Slotted